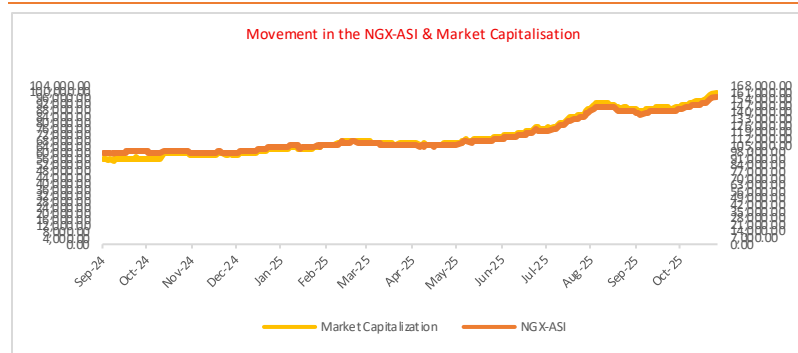


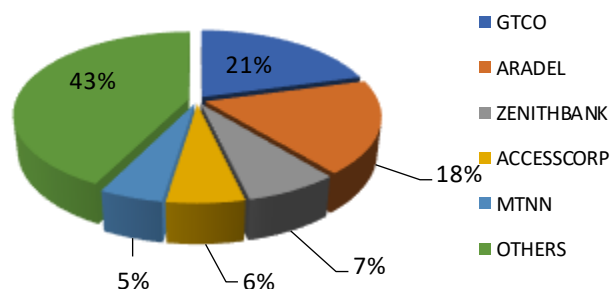
Another Haircut for the Bourse as ASI Loses 0.70% in Tepid Midweek; Naira Sustains Uptick at NAFEM....

MARKET STATISTICS	CLOSE	PREVIOUS	TODAY'S %	YTD %
All Share Index (ASI)	154,260.98	155,353.20	(0.70)	49.88
Deals	27,654.00	32,430.00	(14.73)	
Volume	452,887,917.00	525,448,229.00	(13.81)	
Value	14,838,788,127	25,395,247,356	(41.57)	
Market Cap	97,914,004,987,187	98,607,266,581,753	(0.70)	56.01

SECTORED INDICES	CLOSE	PREVIOUS	TODAY'S % Δ
NGX BANKING	1,453.39	1,458.51	(0.35)
NGX INSURANCE	1,272.18	1,304.13	(2.45)
NGX CONSUMER GOODS	3,585.99	3,594.56	(0.24)
NGX OIL/GAS	2,918.32	3,029.96	(3.68)
NGX INDUSTRIAL	5,908.30	6,002.55	(1.57)
NGX COMMODITY	1,236.93	1,256.97	(1.59)



Today's biggest transactions by % of total naira votes



Equities Market Summary

The Nigerian equities market sustained its bearish trajectory on Wednesday, driven by persistent profit-taking activities. The NGX All-Share Index dropped 0.70% to 154,260.98 points, pulling year-to-date returns down to 49.88%. Market capitalization declined by ₦693.26 billion to ₦97.91 trillion. Market sentiment was decidedly negative, with 46 declining stocks significantly outnumbering 20 gainers, yielding a weak 0.4x breadth ratio. DEAPCAP, ASOSAVINGS, MCNICHOLS, CAVERTON, and OKOMUOIL led the gainers' list, while BETAGLASS, JOHNHOLT, ETRANZACT, CHAMPION, and IKEJAHOTEL topped losers. All sectors posted losses: Oil & Gas (-3.68%), Insurance (-2.45%), Commodity (-1.59%), Industrial (-1.57%), Banking (-0.35%), and Consumer Goods (-0.24%). Trading activity weakened across all parameters as volume dropped 13.81% to 452.89 million shares, transaction values plummeted 41.57% to ₦14.84 billion, and deals declined 14.73% to 27,654, reflecting diminished market participation with smaller trade sizes.

Money Market

Nigerian interbank rates rose across all tenors on Wednesday, with the overnight rate rising 13bps to 24.93%, reflecting weakened system liquidity. Similarly, medium-term rates increased, with 1-month, 3-month, and 6-month tenors gaining 25bps, 46bps, and 67bps respectively. Money market funding costs were mixed, with the overnight rate declining 2bps to 24.84%, while the Open Purchase Rate held steady at 24.50%.

The Treasury Bills secondary market displayed mixed movements on Wednesday, with 1-month and 6-month yields rising 6bps and 7bps respectively, while the 3-month rate fell 3bps and the 12-month rate stayed flat. Nevertheless, the average NT-Bills yield remained unchanged at 17.40%, reflecting stable and cautious investor sentiment in the secondary market.

Bond Market

The FGN bond market closed Wednesday's trading session on a bearish note, with average yields climbing 4bps to 15.92%, indicating weakened investor appetite for sovereign debt instruments.

Conversely, the Nigerian Eurobond market strengthened as yields dropped 5bps to 7.67%, reflecting improved investor confidence despite ongoing market uncertainties.

Foreign Exchange Market

The naira showed mixed performance against the U.S dollar on Wednesday, appreciating 0.26% to close at ₦1,444.42/\$ at the NAFEM window, while depreciating 0.03% to ₦1,491/\$ in the parallel market, reflecting divergent demand dynamics for the local currency across both segments.

Source: FMDQ, CBN, NGX, S&P Dow Jones, Cowry Research



Cowry Daily Market Insight 29 October 2025

MPR: 27.00%
Sep'25 Inflation Rate: 18.02%
Q2 2025 Real GDP: 4.23%

TENOR	NIBOR as @ 29/10/2025	NIBOR as @ 28/10/2025	PPT
Overnight	24.8750	24.7500	0.13
1 Month	25.7500	25.5000	0.25
3 Months	26.5250	26.0667	0.46
6 Months	27.3333	26.6667	0.67

Source: FMDQ

TENOR	NITTY as @29/10/2025	NITTY as @28/10/2025	PPT
1Month	16.5700	16.5138	0.06
3 Months	16.7274	16.7585	(0.03)
6 Months	17.4106	17.3404	0.07
12 Months	18.5859	18.5813	0.00

Source: FMDQ

Bond Name	Maturity (Years)	Bid Price	Daily Δ	Offer yield	Yield YTD PPT Δ
16.29% FGN MAR 2027	10	100.28	0.00	16.01%	0.030
12.50% FGN MAR 2035	15	85.02	0.00	15.58%	0.007
16.25% FGN APR 2037	20	103.13	0.00	15.65%	0.002
12.98% FGN MAR 2050	30	84.38	0.00	15.45%	-0.006

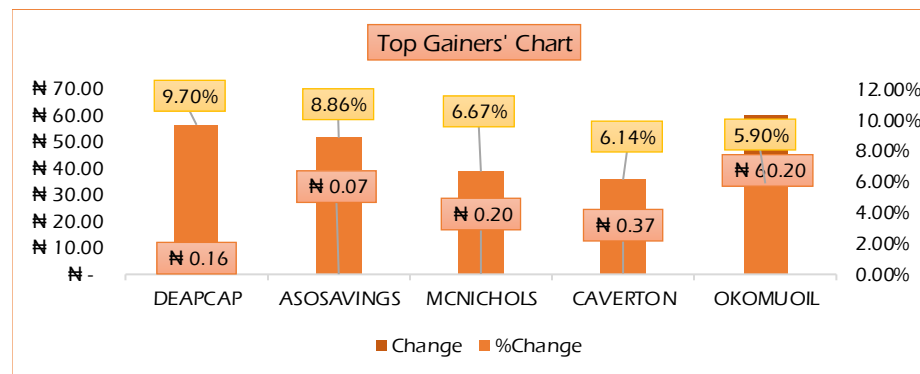
Source: FMDQ

Eurobond Name	Maturity (Years)	Bid Price	Daily Δ	Offer Yield	Yield YTD PPT Δ
6.50 NOV 28, 2027	10	100.64	0.16	6.16%	-0.025
7.69% FEB 23, 2038	20	94.21	0.21	8.46%	-0.019
7.62% NOV 28, 2047	30	88.60	0.07	8.80%	-0.016

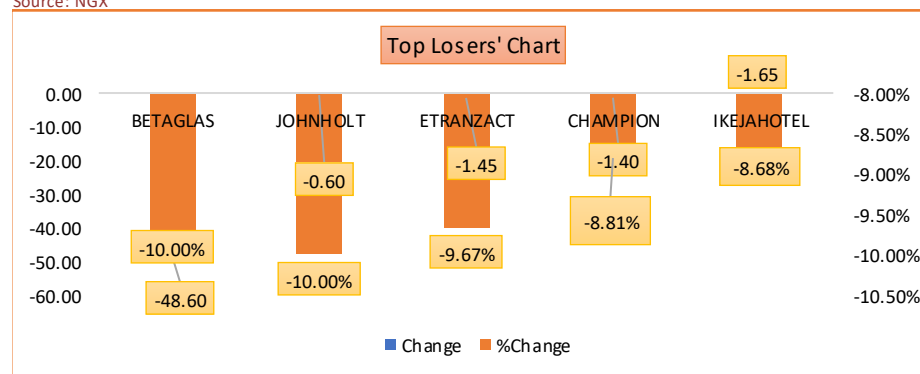
Source: FMDQ

USD/NGN Exchange Rate	29/10/2025	Previous	Daily %
NAFEM	₦1,444.42	₦1,448.21	0.26%
Parallel	₦1,491	₦1,491	-0.03%

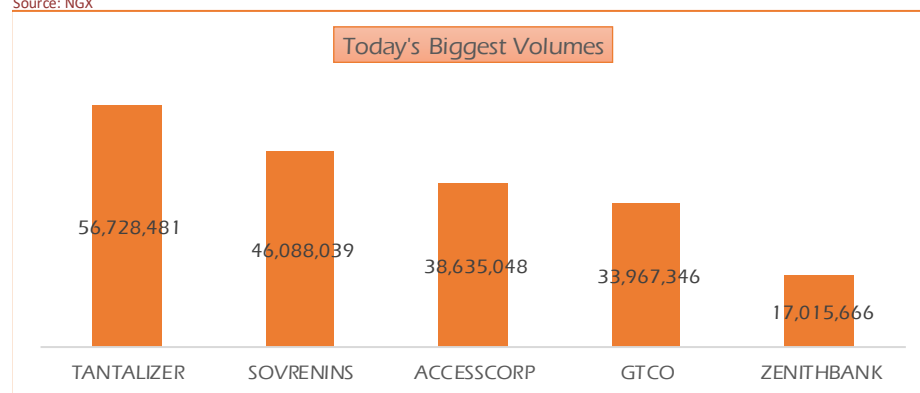
Major Currencies & Commodities	29/10/2025	Daily %	Yearly %
EURUSD	1.1644	-0.06%	12.40%
GBPUSD	1.322	-0.39%	5.57%
Crude Oil, \$/bbl	60.689	0.90%	-2.71%
Brent, \$/bbl	64.987	0.91%	-1.59%
Gold, \$/t.oz	4014	1.57%	4.13%
Cocoa, \$/T	6027.57	0.43%	-10.54%



Source: NGX



Source: NGX



Source: NGX

www.cowryasset.com

This report is produced by the Research Desk, Cowry Asset Management Limited (COWRY) as a guideline for Clients that intend to invest in securities on the basis of their own investment decision without relying completely on the information contained herein. The opinion contained herein is for information purposes only and does not constitute any offer or solicitation to enter into any trading transaction. While care has been taken in preparing this document, no responsibility or liability whatsoever is accepted by any member of COWRY for errors, omission of facts, and any direct or consequential loss arising from the use of this report or its contents.

Top 5 Advancers

DEAP

+9.70%



+8.86%



+6.67%



+6.14%



+5.90%

Top 5 Decliners



-10.00%



-10.00%



-9.67%



-8.8%



-8.68%

Top 5 Trades by Volume



56.73 million units



46.09 million units



38.64 million units



33.97 million units



17.02 million units

Top 5 Trades by Value



N3.08 billion



N2.71 billion



N1.08 billion



N896.85 billion



N734.73 billion



Cowry Daily Market Insight 29 October 2025

MPR: 27.00%
Sep'25 Inflation Rate: 18.02%
Q2 2025 Real GDP: 4.23%

Corporate Bond Issuer		Issue Date	Maturity Date	Coupon (%)	Yield (%)	Daily Δ
CORONATION MB FUNDING SPV PLC	6.25 CORO MB SPV I 30-NOV-2025	30-Nov-20	30-Nov-25	6.25	20.59	0.00
FLOUR MILLS OF NIGERIA PLC	5.50 FLOURMILLS IV A 15-DEC-2025	14-Dec-20	15-Dec-25	5.50	18.87	0.00
*CARDINALSTONE FINANCING SPV PLC	7.00 CARDINAL SPV I 30-DEC-2025	30-Dec-20	30-Dec-25	7.00	18.56	0.01
FSDH FUNDING SPV PLC	8.50 FSDH SPV PLC IA 16-FEB-2026	16-Feb-21	16-Feb-26	8.50	18.04	0.00
FSDH FUNDING SPV PLC	8.00 FSDH SPV PLC IB 16-FEB-2026	16-Feb-21	16-Feb-26	8.00	18.04	0.00
*MECURE INDUSTRIES FUNDING SPV PLC	13.00 MECURE SPV PLC I 31-MAR-2026	31-Mar-21	31-Mar-26	13.00	20.21	0.00
*FLOUR MILLS OF NIGERIA PLC	14.5 FLOURMILLS I 9-MAY-2026	09-May-23	09-May-26	14.50	18.55	-0.01
DANGOTE CEMENT PLC	12.50 DANGCEM IB 30-MAY-2026	26-May-21	30-May-26	12.50	18.48	-0.01
ACCESS BANK PLC	15.50 ACCESS BANK 23-JUL-2026	23-Jul-19	23-Jul-26	15.50	20.31	0.00
MTN NIGERIA COMMUNICATIONS PLC	13.50 MTNN IA 30-SEP-2026	30-Sep-22	30-Sep-26	13.50	18.81	-0.02
SUNDRY FOODS FUNDING SPV PLC	13.50 SUNDRY SPV PLC I 15-DEC-2026	15-Dec-21	15-Dec-26	13.50	18.82	-0.01
EAT & GO FINANCE SPV PLC	14.25 EAT & GO FINANCE SPV 17-DEC-2026	17-Dec-19	17-Dec-26	14.25	20.27	-0.01
DANGOTE CEMENT PLC	11.85 DANGCEM IIA 30-APR-2027	27-Apr-22	30-Apr-27	11.85	17.06	-0.01
AXXELA FUNDING 1 PLC	14.30 AXXELA I 20-MAY-2027	20-May-20	20-May-27	14.30	20.51	-0.02
ACCELEREX SPV PLC	14.00 ACSP I 15-JUN-2027	15-Jun-22	15-Jun-27	14.00	21.04	-0.01
NOVAMBL INVESTMENTS SPV PLC	12.00 NOVAMBL SPV I 23-JUL-2027	23-Jul-20	23-Jul-27	12.00	20.08	-0.01
UNITED CAPITAL PLC	15.00 UNICAP II 14-SEP-2027	14-Sep-22	14-Sep-27	15.00	18.12	0.00
*NMRC	7.20 NMRC III 2-NOV-2027	02-Nov-20	02-Nov-27	7.20	20.90	-0.01
VIATHAN FUNDING PLC	16.00 VIATHAN (GTD) 14-DEC-2027	15-Dec-17	14-Dec-27	16.00	18.13	0.00
FLOUR MILLS OF NIGERIA PLC	6.25 FLOURMILLS IV B 14-DEC-2027	14-Dec-20	14-Dec-27	6.25	17.81	0.00
BUA CEMENT PLC	7.50 BUACEM I 30-DEC-2027	30-Dec-20	30-Dec-27	7.50	18.26	-0.01
*ARADEL HOLDINGS PLC	17.00 ARAD I 13-JAN-2028	13-Jan-23	13-Jan-28	17.00	17.82	0.00
MTN NIGERIA COMMUNICATIONS PLC	13.00 MTN COM PLC I 5-MAY-2028	05-May-21	05-May-28	13.00	17.14	0.00
DANGOTE CEMENT PLC	13.50 DANGCEM IC 30-MAY-2028	26-May-21	30-May-28	13.50	17.13	-0.02
C&I LEASING PLC	15.50 C&I LEASING II 3-JUN-2028	03-Jun-21	03-Jun-28	15.50	18.84	0.01
CERPAC RECEIVABLES FUNDING SPV PLC	14.50 CERPAC-SPV III 15-JUL-2028	10-Sep-21	15-Jul-28	14.50	19.34	0.00
SUNDRY FOODS FUNDING SPV PLC	16.00 SUNDRY SPV PLC II 23-OCT-2028	23-Oct-23	23-Oct-28	16.00	17.28	0.00
ARDOVA PLC	13.30 ARDOVA PLC IA 12-NOV-2028	12-Nov-21	12-Nov-28	13.30	17.55	-0.01
EAT & GO FINANCE SPV PLC	13.25 EAT & GO FINANCE SPV 8-MAR-2029	08-Mar-22	08-Mar-29	13.25	19.27	0.00
PRESCO PLC	12.85 PRESCO PLC 5-APR-2029	05-Apr-22	05-Apr-29	12.85	18.06	0.00
DANGOTE CEMENT PLC	12.35 DANGCEM IIB 30-APR-2029	27-Apr-22	30-Apr-29	12.35	17.15	0.38
*FLOUR MILLS OF NIGERIA PLC	22.00 FLOURMILLS II 30-MAY-2029	30-May-24	30-May-29	22.00	19.29	0.00

www.cowryasset.com

This report is produced by the Research Desk, Cowry Asset Management Limited (COWRY) as a guideline for Clients that intend to invest in securities on the basis of their own investment decision without relying completely on the information contained herein. The opinion contained herein is for information purposes only and does not constitute any offer or solicitation to enter into any trading transaction. While care has been taken in preparing this document, no responsibility or liability whatsoever is accepted by any member of COWRY for errors, omission of facts, and any direct or consequential loss arising from the use of this report or its contents.



Cowry Daily Market Insight 29 October 2025

MPR: 27.00%
Sep'25 Inflation Rate: 18.02%
Q2 2025 Real GDP: 4.23%

UNION BANK OF NIGERIA PLC	16.20 UNION III 27-JUN-2029	27-Jun-19	27-Jun-29	16.20	19.39	0.36
DANGOTE INDUSTRIES FUNDING PLC	12.75 DANGIFP IA 19-JUL-2029	19-Jul-22	19-Jul-29	12.75	17.89	0.34
GEREGU POWER PLC	14.50 GERP I 28-JUL-2029	28-Jul-22	28-Jul-29	14.50 19.06		-0.01
*NMRC	14.90 NMRC I 29-JUL-2030	29-Jul-15	29-Jul-30	14.90 17.11		-0.03
TSL SPV PLC	10.00 TSL SPV I (GTD) 6-OCT-2030	06-Oct-20	06-Oct-30	10.00 18.78		-0.01
FBNQ MB FUNDING SPV PLC	6.25 FBNQ MB SPV II 16-DEC-2030	16-Dec-20	16-Dec-30	6.25 17.06		0.05
FIDELITY BANK PLC	8.50 FIDELITY I 7-JAN-2031	07-Jan-21	07-Jan-31	8.50 17.06		0.04
EAT & GO FINANCE SPV PLC	18.00 EGFS 22-FEB-2031	22-Feb-24	22-Feb-31	18.00 18.29		0.03
UAC OF NIGERIA PLC	21.50 UAC PLC I 14-OCT-2031	14-Oct-24	14-Oct-31	21.50 19.36		0.00
PRIMERO BRT SECURITISATION SPV PLC	17.00 PRIMERO BRT-SPV 27-OCT-2031	24-May-19	27-Oct-31	17.00 18.68		0.00
MTN NIGERIA COMMUNICATIONS PLC	12.75 MTN COM PLC II 4-NOV-2031	04-Nov-21	04-Nov-31	12.75 17.06		0.05
ARDOVA PLC	13.65 ARDOVA PLC IB 12-NOV-2031	12-Nov-21	12-Nov-31	13.65 17.81		-0.01
GPC-SPV COMPANY PLC	13.00 GPC SPV PLC (GTD) 23-NOV-2031	23-Nov-21	23-Nov-31	13.00 17.04		0.39
PRESCO PLC	23.75 PRESCO PLC I 31-JAN-2032	31-Jan-25	31-Jan-32	23.75 20.47		0.17
PAT DIGITAL INFRA FUND SPV PLC	13.25 PAT SPV PLC (GTD) 2-FEB-2032	02-Feb-22	02-Feb-32	13.25 17.31		0.34
DANGOTE CEMENT PLC	13.00 DANGCEM IIC 30-APR-2032	27-Apr-22	30-Apr-32	13.00 17.33		0.00
DANGOTE INDUSTRIES FUNDING PLC	13.50 DANGIFP IB 19-JUL-2032	19-Jul-22	19-Jul-32	13.50 17.51		0.00
MTN NIGERIA COMMUNICATIONS PLC	14.50 MTNN IB 30-SEP-2032	30-Sep-22	30-Sep-32	14.50 16.76		0.00
DANGOTE INDUSTRIES FUNDING PLC	16.75 DANGIFP II 5-DEC-2032	05-Dec-22	05-Dec-32	16.75 17.74		0.00
*NMRC	13.80 NMRC II 15-MAR-2033	21-May-18	15-Mar-33	13.80 17.06		0.18
AXXELA FUNDING 1 PLC	21.00 AXXELA I 12-APR-2034	12-Apr-24	12-Apr-34	21.00 26.32		0.00
GEL UTILITY FUNDING SPV PLC	15.15 GEL UTILITY-SPV (GTD) 28-AUG-2034	28-Aug-19	28-Aug-34	15.15 17.62		0.00
DANGOTE CEMENT PLC	23.50 DANGCEM I 30-DEC-2034	30-Dec-24	30-Dec-34	23.50 20.84		0.00
APL FUNDING SPV PLC	23.00 APL SPV PLC I 30-DEC-2034	30-Dec-24	30-Dec-34	23.00 20.57		0.01
*LFZC FUNDING SPV PLC	13.25 LFZC II (GTD) 16-MAR-2042	10-May-22	16-Mar-42	13.25 16.65		0.00
*LFZC FUNDING SPV PLC	15.25 LFZC III (GTD) 29-MAR-2043	29-Mar-23	52319	15.25 16.65		0.00
FCMB GROUP PLC	16.00 FCMB I (PERP)	16-Feb-23	—	16.00 18.15		-0.02
FCMB GROUP PLC	16.00 FCMB II (PERP)	24-Oct-23	—	16.00 17.23		0.16